

SEWING MACHINES **AAA** VACUUM CLEANERS  
SERVING THE SOUTH BAY OVER 31 YEARS  
SANITAIRE • BERNINA • PFAFF • SEBO • MIELE • RICCAR • HORN

Tues. - Fri. 9:30 to 6:00  
Saturday - 9:30 to 5:00  
Closed Sunday & Monday

3770 Sepulveda Blvd. • Torrance, CA • 90505 • (310) 791-1190 • [aaasewingandvacuum.com](http://aaasewingandvacuum.com)

# Class Schedule

January through  
March 2010

Design from Pfaff 4D  
Monogram Software

# Machine Basics

## Pfaff Basics Part 1

Get to know that fabulous Pfaff electronic machine in this hands-on class. One session.

Instructor: Susan Willen

FEE: Free for AAA purchasers

Wednesday, Jan. 13 (1p - 5p)

Wednesday, Feb. 10 (10a - 2p)

Friday, March 12 (10a - 2p)

## Pfaff Basics Part 2

Learn how to alter and save stitches in this hands-on class. For Pfaff models with memory functions. One session.

Instructor: Susan Willen

FEE: Free for AAA purchasers

Wednesday, Jan. 20 (1p - 3p)

Wednesday, Feb. 17 (10a - Noon)

Friday, March 19 (10a - Noon)

## Pfaff Embroidery

Dig into your Pfaff embroidery system. One session.

Instructor: Susan Willen

FEE: Free for AAA purchasers

Saturday, Feb. 6 (10a - 1p)

Wednesday, Feb. 24 (10a - 1p)

Friday, March 26 (10a - 1p)



## Bernina Mastery 1

Get to know the basics of your Bernina sewing machine as you explore its features. You will become familiar with the functions of your machine and learn to use the presser feet included with it. You will also get the chance to try a variety of additional presser feet that will make your sewing experience fun.

Instructor: Staff

FEE: Free for AAA purchasers

Thursday, Jan. 7 (10a - 1p)

Sat, February 6 (2p - 5p)

Sat, March 13 (1:30p - 4:30p)

## Bernina Mastery 2

Go beyond the basics of your electronic Bernina machine. Required for all higher level Bernina classes. For Bernina models with memory storage. One session.

Instructor: Staff

FEE: Free for AAA purchasers

Thurs, January 14 (10a - Noon)

Thurs, February 11 (10a - Noon)

## Bernina Mastery 3

For Bernina *Artista* machines only. Learn to use your Artista embroidery system. One session.

Instructor: Staff

FEE: Free for AAA purchasers

Sat, February 13 (10a - 1p)

Thursday, March 18 (10a - 1p)

## Bernina Aurora

**Embroidery and Software.** For Bernina Aurora machines only. Learn to use your Aurora embroidery system and Editor Lite/Art Design software. One session.

Instructor: Staff

FEE: Free for AAA purchasers

Thurs, February 18 (10a - 1p)

## 830 Mastery Class

What an exciting adventure awaits you with your new Bernina 830! Learn the basic sewing and embroidery functions of this fabulous new machine. The morning session covers the sewing side of your machine, and embroidery is on the docket for the afternoon. There will be an hour break for lunch.

Instructor: Suzy Poor

FEE: Free for AAA purchasers  
Tuesday, February 2 (10a - 4p)

## Bernina Editor Plus Software Basics

This class will cover the basics of your software. If you have V6 Editor Plus or Designer Plus, this is where you begin. Bring your laptop with software installed. Basic knowledge of computer use required.

Instructor: Salima Jaffer

FEE: \$20

Friday, February 12 (10a - 1p)

## Bernina Designer Plus Software Basics

This class will go beyond the basics of your software (for V6 Designer Plus level). Bring your laptop with software installed. Bernina Editor Plus Software Basics required first.

Instructor: Salima Jaffer

FEE: \$20

Wed, March 17 (10a - 1p)

## Brother Basics

Learn the basics of using your new Brother sewing and/or embroidery machine!

Instructor: Salima Jaffer

FEE: Free for AAA purchasers

Wed, January 13 (10a - 2p)

Sat, February 6 (10a - 2p)

Thurs, March 11 (10a - 2p)

# Special Events



## Judy Kessinger

started her career owning and operating a small retail fabric store in Louisville, Kentucky.

For 25 years she traveled nationwide holding seminars. For 30 years she designed and created ice skating costumes for national and international skaters. In the last few years, she has fine tuned the special art of teaching her students how to fit themselves for a slimmer look. In the process, she developed two patterns — tops and pants. An entire wardrobe can be made from just these two patterns. Judy is looking forward to following her passion to teach the home seamstress how to take the **STRESS** out of seamstress! Judy's students have referred to her as the *Paula Deen* of sewing. Down home and FUN!

## From Tee to Terrific

Join Judy for a 90-minute fun and functional class. She will show you how to take a basic tee shirt and create an entire wardrobe! Go from simple to simply amazing! Lecture/demo. Thursday, January 7 (7p to 8:30p) Fee: \$15

## Make It & Take It Tops

Make it and wear it home - it's that easy! Looking for a quick top to dress up your wardrobe, but not take all day to make? You found it! Looks great on any figure. Hands-on class.



Wednesday, January 27

(10a to 4p)

Fee: \$49

## Tunic Jacket



Create an easy and elegant Tunic Jacket in no time at all! Wear

it with evening clothes or jeans - this is the most versatile garment ever. Customized fit just for you will be featured.

Thursday, January 28

(10a to 2p)

Fee: \$37

## Dolman Jacket

First, you'll get measured and draft a pattern.


Then learn easy sewing and fitting techniques.

You can even make your jacket with or without a soft, feminine ruffle!

Friday, January 29

(10a to 4p)

Fee: \$49



# Paula Reid's Tequila Sunrise

Paula began teaching workshops on her techniques in the southern California region in 1993, expanding to national teaching a few years later when appearances on "Simply Quilts" brought her to the attention of a larger audience. Now she has decided that nothing is more fun than sharing ideas with the quilters she meets on her travels.

Paula's newest workshop, Tequila Sunrise, features 2 days of creative fun. Weaving with raw edges, piecing, and trapunto quilting will be used to make a striking contemporary 34" square wall hanging with a pieced border. Designed for intermediate level quilters.

## March 5 & 6 10a to 4p

Fee: \$225

Fee includes fabric kit and lunch for both days.

# Creative Classes

## Bargellito

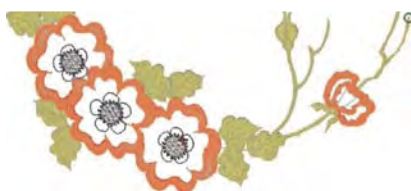
Cutting strips and moving them up and down makes this a stunning Bargellito (tiny Bargello) quilt! Come “stairstep” with Nina and watch it happen before your very eyes! 2 lessons.

Instructor: Nina Anderson  
FEE: \$45 (10a - 1p)  
Tuesdays, February 9 & 23

## Beyond the Color Purple Table Runner

Why not give your ‘honey’ roses for Valentine’s? 24 recyclable roses, that is! You’ll use Pfaff 3D or 4D embroidery software to rotate, flip, delete stitches, edit and combine embroideries to embellish your table runner. Come learn more things to do with your software. Open to any embroidery machine with minimum 225mm x 140mm hoop. Intermediate embroidery skill level (must know how to do automatic embroidery).

Instructor: Rosemarie Woodward  
FEE: \$30 (1:30p - 5:30p)  
Friday, February 5



## Bernina Cutwork Software and Tool

Explore the amazing new Bernina Cutwork Software and Accessory. You’ll learn to navigate the software and how the tool works on your embroidery machine. 2 lessons.  
Instructor: Suzy Poor  
FEE: \$75 (6p - 9p)  
Tuesdays, January 12 & 19



## Bouillabaisse Quilt

Come have fun with those 2½" strips you’ve been collecting. This quilt is a real eye catcher when completed! Use Bali Pops or fabric from your stash; it makes no difference! 2 lessons.

Instructor: Nina Anderson  
FEE: \$45 (10a - 1p)  
Tuesdays, March 9 & 23

## Buggy Barn Heart Quilt

Stack, slice, and shuffle fat quarters to get a fabulous heart quilt. No matter what colors you use it will be a show stopper. 2 lessons.

Instructor: Nina Anderson  
FEE: \$45 (10a - 1p)  
Tuesdays, March 2 & 16

## Churn Dash Quilt

This is a great traditional quilt for all beginners. We will also go a step further and add some flair to our borders! 2 lessons.

Instructor: Nina Anderson  
FEE: \$45 (1:30p - 4:30p)  
Saturdays, February 20 & 27

## Editing with Pfaff 3D or 4D Software

Have you ever wondered how to move or remove a bud or leaf from an embroidery? Just to make it fit... How about changing the angle of a portion of an embroidery; making it straighter or more curved? Join Rosemarie as she shares her tricks for bending that embroidery to your will!

Instructor: Rosemarie Woodward  
FEE: \$20 (3p - 5p)  
Friday, February 26



## Nina’s Scotties

Come learn fusible appliqué and satin stitching with this whimsical Scottie quilt! We will have fun, fun, fun. Don’t forget to gather up your fat quarters and stash. 2 lessons.

Instructor: Nina Anderson  
FEE: \$45 (10a - 1p)  
Tuesdays, January 5 & 19

# Creative Classes

## Pfaff TOL: Creative Vision Update

Calling all Creative Vision owners! Spend a couple of evenings learning all that is new with your latest Creative Vision Update. You will be updating or creating your own Creative Vision Technique Workbook. There are 8 new exercises teaching new shaping, tapering and stitch creation. Additionally, we will be reviewing the new embroidery functions which make embroidery even easier. These techniques are not to be missed! 2 lessons.

Instructor: Robin Keller  
FEE: \$20

Thursdays, January 14 and  
February 18 (7p - 9p)

## Scalloped Pillowcase

Add a scalloped hem to a pillowcase. Use a solid fabric, or choose two floral prints for your project. You'll use French seams to construct two pillowcases and embellish them with magic Madeira Appliqué and pin stitches to create your scallops. Open to any machine with a zig zag stitch.

Instructor: Rosemarie Woodward  
FEE: \$30 (1:30p - 5:30p)  
Friday, February 12

## Scrap Therapy

Isn't it about time you used those quilting fabric scraps you've been saving? What are you waiting for? Begin with a Cutting Workshop class, and then follow up with creative project classes. You'll eat up those scraps in no time at all! Instructor: Suzy Poor

- **Cutting Workshop** \$15

Turn piles of fabric scraps into organized, stackable bins of usable pieces. One free storage bin included. ***This class is required before taking any other Scrap Therapy classes.***

Tuesday, Jan. 19 (2p - 4p)  
or  
Thurs, March 18 (6p - 8p)

- **Scrap Sack** \$25

Create a tote bag to hold 3 scrap bins as you gobble up scraps.  
2 lessons (6p - 8p)  
Thursdays, Feb. 11 & 25

- **Triple Dip** \$25

Did you miss out on this class the first time around? Here's one more chance! Use your newly cut and organized fabric scrap squares to make one of three projects using an easy block. Choose to make a pillowcase, table topper, or lap quilt!  
2 lessons (6p - 8p)  
Tuesdays, Feb. 9 & 23

## Screen Play

Come join the fun creating a screen tote, available in several sizes, that has so many uses. Take it to the beach, the market, carry your sewing and knitting supplies to class, use it as a purse, or even carry your small pet to the vet (it has 6 pockets). You will learn how to do French seams, top stitching, and how to do a box corner on the bottom so the tote sits flat.

Instructor: Terry Madison  
FEE: \$35 (10a - 4p)  
Thursday, January 21



## Simply Serger Mats

What could be simpler or quicker? Using a few scraps, your serger and a quilt-as-you-go technique makes this placemat project quick and easy. Class includes pattern and complete detailed instructions. Makes a perfect gift or make a set for yourself. Versatile and fun to make, these placemats can be made casual for everyday use or, with special fabrics and special threads, formal enough for any holiday gathering.

Instructor: Robin Keller  
FEE: \$35 (1:30p - 5:30p)  
Saturday, March 27

# Creative Classes

## Split Purse-o-Nality

Personality and fun are what this colorful purse is all about! Keep everything in its place with lots of pockets – even a hidden one! Learn to add your own zippered pocket and magnetic snaps to any bag pattern. Express yourself and create the perfect handbag just for you! 2 lessons.

FEE: \$39 (1p - 5p)

Instructor: Sue Wong  
Saturdays, March 13 & 20

## Striped Purse: It's a Wrap


Make a purse from cotton rope, fabric strips and thread. This wrapping and coiling technique is carefree sewing at its best! The raw edges are showing? Who cares! Your machine stitches show on the outside? Again, who cares! Throw caution to the wind and come play with Rosemarie. You'll learn to add a handle, position stripes and shape your purse to form straight or angled sides. This technique is highly addictive and a stash whacker to boot (a great way to clean out the orphan fabrics in your sewing room). Open to any zig zag sewing machine – no prior experience required.

Instructor: Rosemarie Woodward  
FEE: \$35 (1:30p - 5:30p)  
Friday, April 2

## Tantalizing Texture Hoop Holder

Learn to use the new Pfaff Creative Texture Hoop. Combine fabric strips, ribbons, and yarns adding texture and dimension to your embroidery. In class we will create an embroidered texture hoop holder to organize your texture hoop and all its accessories. The project showcases 4 different uses of the hoop, which is just the beginning of the fun to be had with this terrific new Pfaff Creative accessory. Includes kit with yarn, fabric strips, pattern and complete instructions. 2 lessons.

Instructor: Robin Keller  
FEE: \$50 (2p - 5p)  
Saturdays, Jan. 16 & Feb. 13



## Totally Toteable

Create the perfect tote bag from the Lazy Girl Pattern, *Newport Tote*. We will customize it, adding different handles and a zipper for security. Show your creativity with quilting and machine appliqué. Learn to create a more detailed bag everyone will envy!

Instructor: Sue Wong  
FEE: \$39 (6p - 9p)  
Thursdays, January 21 & 28

## Amy Butler Trunk Show



See what's new from Amy Butler. This trunk show includes an array of wearable items, bags, and home decor samples made with her popular patterns. Come pick up a pattern and see this awesome trunk show!

**Two weeks only!**  
**February 9 - 23**



# Club News

## In Stitches

This lecture/demo sewing club features a different sewing theme each month. Come laugh and learn something new! Show 'n' Tell is encouraged. Program runs from March through November (9 meetings total). All skill levels welcome.

FEE: \$89 for 2010 term, prorated

4th Thursdays of the month (10a - Noon OR 7 - 9p)

### 1st Quarter Club dates:

- **March 25**
- **April 22**
- **May 27**

## Class Registration

Advance registration is required for all AAA Classes and Programs. Register in person at the store, or by phone (310) 791-1190 with a credit card.

Upon registration you will be given a supply list for your class. Guests, children, pets, and walk-ins are not permitted in classes. If minimum enrollment is not reached, classes will be cancelled.

## Bernina Club

If you are a Bernina lover, this club's for you! Meeting once each month, this program combines a virtual web presentation, conducted by a Bernina pro, followed by live demonstration and discussion. 10 meetings. All skill levels. AAA USB drive required. Instructor: Suzy Poor  
FEE: \$89, for 2010 - prorated Saturdays (10a - 12:30p)

**February 27 - Purses/nalities.** A couple of great patterns will have you designing your own handbags to match your life and occasions. Design in large or small sizes and design handbags with inter-changing handles. A wide variety of cover styles will make this handbag your favorite as you take it from casual to formal.

**March 27 - Transformations.** Recycling in fashion is smart and chic. You'll be surprised at what can be made from previously loved clothing as you create easy styles to match your lifestyle. Simple sewing techniques with unexpected treatments make this a success for everyone!

**May 1 - There's No Place Like Home.** Use your sewing talents to re-make your home decor! Enjoy having the latest styles and trends by whipping up some basics that are easy to make and quick to design.

## PFAFF Sew Soft Sensations

Open to all Pfaff Embroidery Machine Owners (7570, 2100 series, or Creative Vision). This series combines Software lessons with Sew/Embroidery projects to create fun and quick gifts. Thursday evenings are the software sessions, Saturdays are for sewing. The sewing/embroidery sessions are based on the software theme for each month. In other words, the software project and sewing project are related to one another! Sign up for either or both sessions. Come have fun learning more about your software and machine.

***This program is limited to 10 students, so sign up early to avoid disappointment.***

Instructor: Robin Keller

7 sessions: March through October (no meetings in July)

### Software Sessions:

FEE: \$69 - Thursdays (7p - 9p)

March 11	August 12
April 8	Sept. 9
May 13	October 14
June 10	

### Sewing Sessions:

FEE: \$139

Saturdays (1:30p - 4:30p)

March 20	August 28
April 17	Sept. 25
May 22	October 23
June 26	

### Software AND

### Sewing Sessions Combined:

FEE: \$198

This includes all 14 dates listed above.

**Embroidery Extravaganza!**

**T-n-T**



## **Embroidery T-n-T Extravaganza!**

**Embroidery Tips and Techniques**

**Saturday, January 23**

**9 am - 5 pm**

Looking to fire up your imagination? This class is for **ANYONE** who embroiders or **ANYONE** who might want to explore embroidery. Educator **AMANDA WHITLATCH** will be showing all types of new techniques and dimensional embroidery. The Tips-n-Techniques featured during our embroidery extravaganza will blow you away! We'll provide the sewing machine; you provide the energy and enthusiasm for this all-day class.

You'll take home a CD with the designs needed to create the featured projects, instructions for the projects and video clips of selected techniques. Registration fee includes lunch, snacks, goodie bag, and an unbelievable amount of tips and techniques.



**Space is limited! Register early!**

**Class fee is \$30**

**Early Bird Special \$25 when you sign up before January 1st**